


# TEX-FAN

## Twin Screw Extruder simulation software

### Simulate general twin screw extrusion factor

#### Initial input data :

Material Viscosity Curve  
General Material Characteristic  
Extruder size and conditions



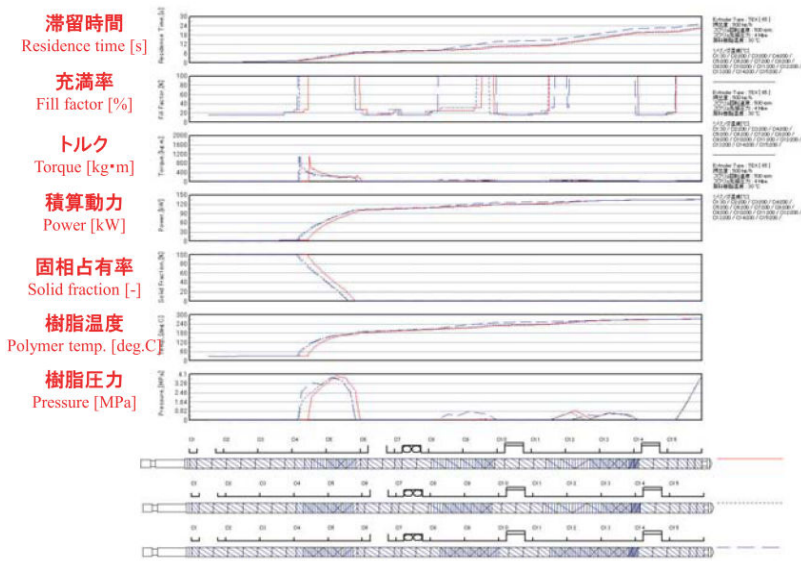
#### Output data :

Residence time, Fill ratio, Torque,  
Power, Solid fraction,  
Polymer temp and Polymer pressure

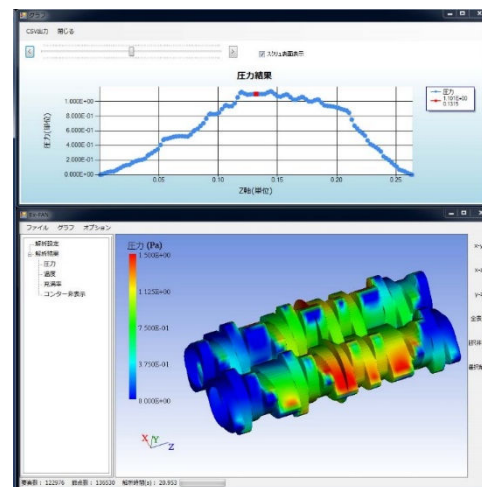

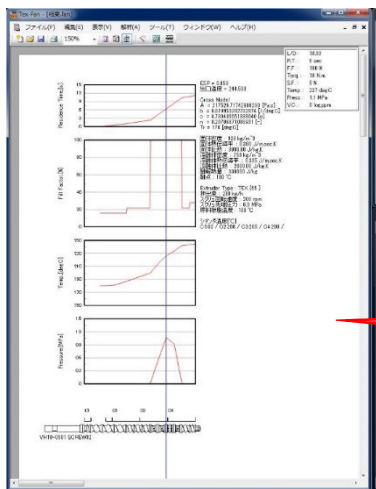
### An example of simulation result,

TEX-FAN simulates residence time, fill ratio, torque, power, solid fraction, polymer temp and polymer pressure.

All simulation data can be compared on a same page.



### Simulation results



• Three dimensional analysis

Three dimensional analysis can be used for visualizing pressure, temperature behavior and fill ratio.

# TEX-FAN

## Twin Screw Extruder simulation software

### Design Screw Configuration

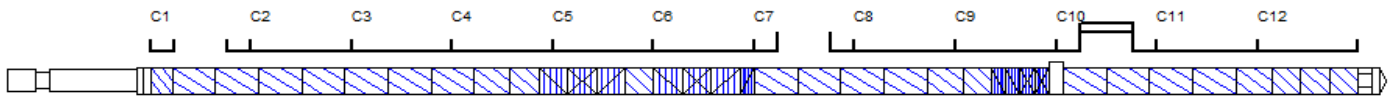
#### Screw Elements:

Screws																			

#### Barrel types:

Cylinders									

#### Extruder Barrel and Screw Configuration:



### Rental Program:

JSW-America will send the simulation software TEX-FAN for free trial.  
One CD in TEX-FAN software and one USB-Key for license authentication.



General rental term is for one month.  
If you want to extend the rental, please contact JSW-America.  
If rental CD and Key lost, you are required to make restitution of them.

### For more information ;

**JSW Japan Steel Works America, Inc. Detroit Office**  
**Address : 24387 Halsted Road Unit B, Farmington Hills, MI 48335**  
**Telephone: 248-536-0288**  
**E-mail address : [info@jswamerica.com](mailto:info@jswamerica.com)**  
**Home Page Address : <http://www.jswcompounding-usa.com/>**